



Alpha 400

Recirculating fume extraction is now extremely important with the rising concern for our environment and employee safety. Purex Fume Extractors provide not only a flexible and portable process for plant redesigns and expansions, but also a more stable process by providing a controlled airflow to remove harmful fumes. All this while eliminating the added costs of building modifications, increased air handling systems and lost energy.

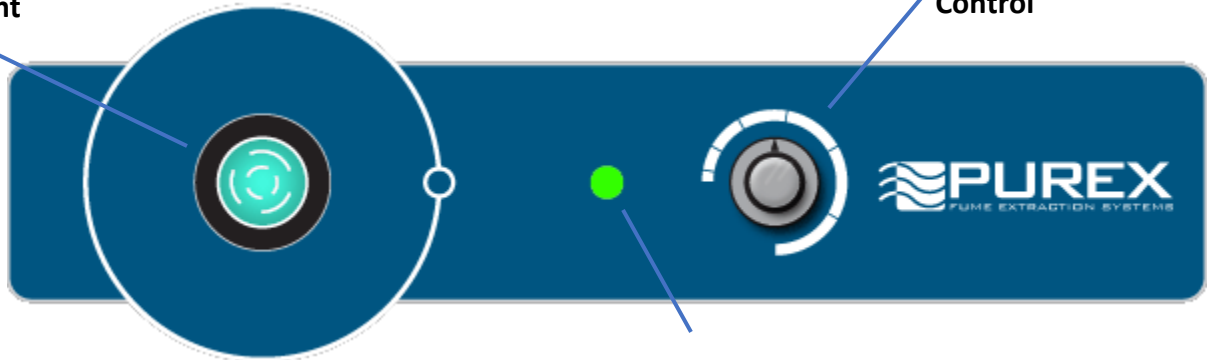
Purex Systems

- ❖ Automatic Flow Control maintains constant extraction rate
- ❖ Adjustable Air Flow extends filter life
- ❖ Blocked Filter Warning
- ❖ Easy to change filters
- ❖ Quiet operation
- ❖ Reverse Air Flow prevents condensation and extends filter life
- ❖ HEPA filtration removes 99.997% of particles down to .3 microns
- ❖ Gas and particle sensors on exhaust
- ❖ Filter Blocked Monitor
- ❖ Remote Machine Interface
- ❖ Welded stainless steel construction
- ❖ Continuous run brushless motors
- ❖ Low energy consumption

Alpha 400

Power Switch w/
Indicator Light

Variable Speed
Control

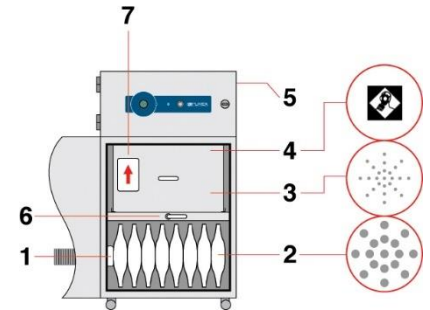


Filter Status
Indicator

Main Filter Options




HEPA/Chemical (std)	113505EB
HEPA/Twin Chemical	113579EB
HEPA/Chemical Cleanroom	113512EB
HEPA	113809EB
Chemical	113508EB



- 1) Dual Air inlet
- 2) Pre-filter
- 3) Main filter (HEPA Location)
- 4) Main filter (Carbon Location)
- 5) Clean air return
- 6) Filter locking handle
- 7) Filter I.D. label

Pre-Filter



F6 (std) 60-80% eff 1-3 μ	202269EB
F8/F9 Composite >95% eff .5-1 μ	202274EB

	Alpha 400	
Model	OAL4103EB	OAL4102EB
Voltage (50hz/60Hz)	120v (1ph)	230v (1ph)
Wattage	.255 kW	.24 kW
Airflow	235 cfm (400 m ³ /Hr)	
Vacuum	16 inwg (4 kPa)	
Air Inlet	80mm Safe Seal	
-Sound Rating	45 dBA	
Dimensions (L/W/H)	18.5 in x 17 in x 35 in	
Weight	121.25 lbs	