



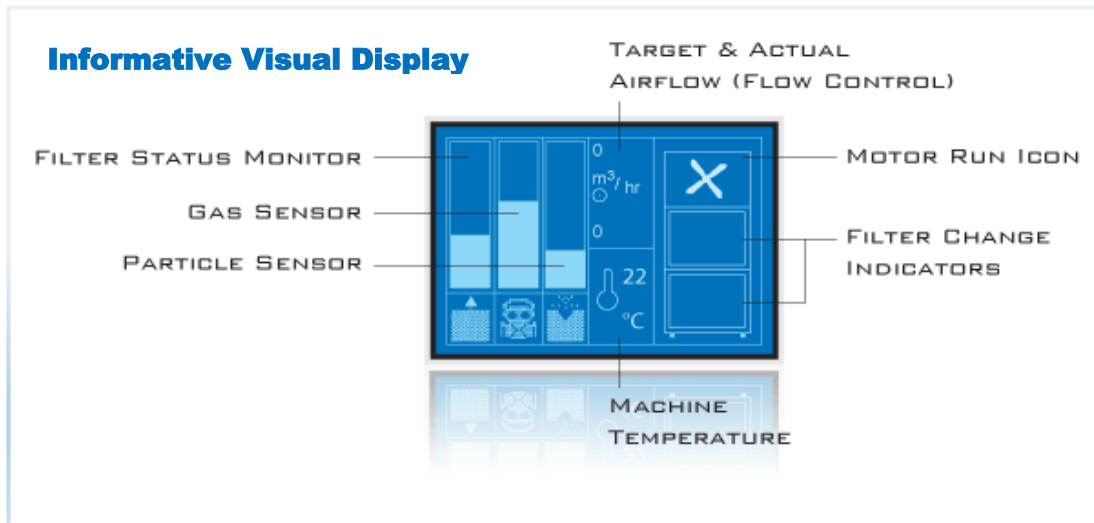
Model 200 / 400


Recirculating fume extraction is now extremely important with the rising concern for our environment and employee safety. Purex Fume Extractors provide not only a flexible and portable process for plant redesigns and expansions, but also a more stable process by providing a controlled airflow to remove harmful fumes. All this while eliminating the added costs of building modifications, increased air handling systems and lost energy.


Purex Digital Systems

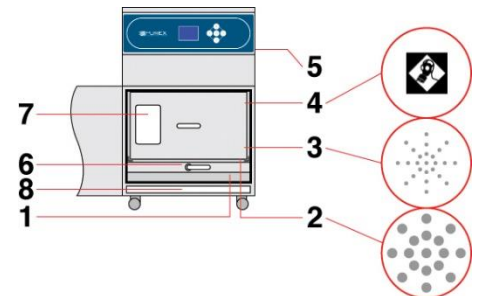
- ❖ Automatic Flow Control maintains constant extraction rate
- ❖ Adjustable Air Flow extends filter life
- ❖ Blocked Filter Warning
- ❖ Easy to change filters
- ❖ Low energy consumption
- ❖ Quiet operation
- ❖ Welded stainless steel construction
- ❖ Reverse Air Flow prevents condensation and extends filter life
- ❖ Continuous run brushless motors
- ❖ HEPA filtration removes 99.997% of particles down to .3 microns
- ❖ Gas and particle sensors on exhaust
- ❖ Filter Blocked Monitor
- ❖ Gas Safety Sensor
- ❖ Particle Safety Sensor
- ❖ Motor Run Indicator
- ❖ Airflow reading
- ❖ Filtered air temperature
- ❖ Quick-read visual display
- ❖ Remote Machine Interface

200 and 400 Volume Control



Main Filter Options		
	HEPA/Chemical	113505EB
	HEPA/Twin Chemical	113579EB
	HEPA Chemical Cleanroom*	113512EB
	Chemical	113508EB
*Use F8/F9 Pre-filter		

Pre-Filter		
	F5 Pack of 4	202260EB



- 1) Air inlet
- 2) Pre-filter
- 3) Main filter (HEPA)
- 4) Main filter (Carbon)
- 5) Clean air return
- 6) Filter lock Handle
- 7) Filter I.D. label
- 8) Debris tray

	200		400	
Model	0LX2101D	0LX2100D	0LX4001DEB	0LX4000DEB
Voltage (50hz/60Hz)	120v (1ph)	230v (1ph)	120v (1ph)	230v (1ph)
Wattage	2.4 kW	2.4 kW	1.37 kW	1.30 kW
Airflow	88 cfm (150 m ³ /Hr)		275 cfm (467 m ³ /Hr)	
Vacuum	69 inwg (17.29 kPa)		40 inwg (9.92 kPa)	
Air Inlet	4.92in (125mm) Safe Seal			
Sound Rating	65 dBA			
Dimensions (L/W/H)	17.5in x 21in x 28in			
Weight	110.25 lbs			