



DESCO INDUSTRIES INC

926 JR INDUSTRIAL DRIVE, SANFORD, NC 27332 • PHONE (919) 718-0000 | (909) 627-9634 • StaticControl.com

QUALIFICATION REPORT – ANSI/ESD S20.20

SCS MAGSNAP 360™ DUAL-WIRE THERMOPLASTIC WRISTBAND

ANSI/ESD S20.20	SCS Test Results	Test Methods
-----------------	------------------	--------------

Resistance (ohms), N=6 specimens, 10V-100V

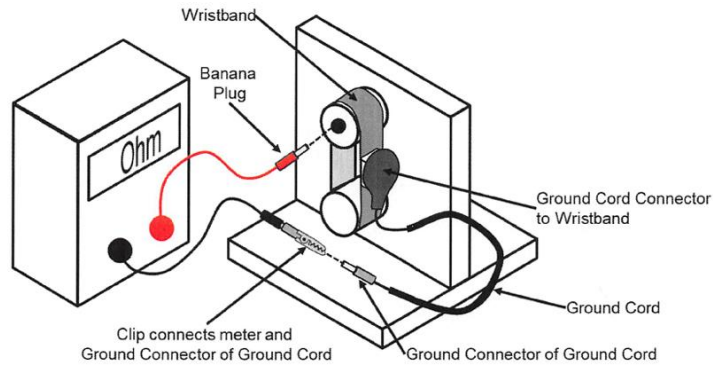
Wrist Strap (Band and cord)	0.8 x 10 ⁶ to 1.2 x 10 ⁶	See Table 1	ANSI/ESD S1.1 (Section 6.1)
Wristband Interior	< 1.0 x 10 ⁵	See Table 1	ANSI/ESD S1.1 (Section 6.2)
Wristband Exterior	> 1.0 x 10 ⁷	See Table 1	ANSI/ESD S1.1 (Section 6.2)
Wrist Strap System	< 3.5 x 10 ⁷	See Table 1	ANSI/ESD S1.1 (Section 6.10)

Test Data:

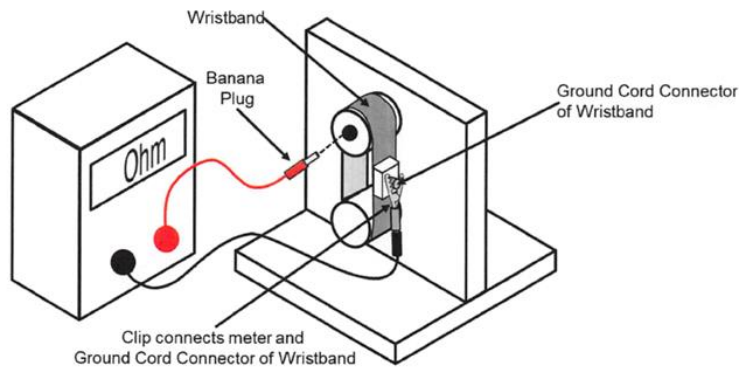
Table 1 – Resistance (ohms)

	Sample #1	Sample #2	Sample #3	Sample #4	Sample #5	Sample #6
Wrist Strap ANSI/ESD S1.1 – Figure 2	9.86 x 10 ⁵	9.93 x 10 ⁵	9.93 x 10 ⁵	9.93 x 10 ⁵	9.82 x 10 ⁵	9.82 x 10 ⁵
Wristband Interior ANSI/ESD S1.1 – Figure 4	<1.0 x 10 ³	<1.0 x 10 ³	<1.0 x 10 ³	<1.0 x 10 ³	<1.0 x 10 ³	<1.0 x 10 ³
Wristband Exterior ANSI/ESD S1.1 – Figure 4	>1.0 x 10 ¹¹	>1.0 x 10 ¹¹	>1.0 x 10 ¹¹	>1.0 x 10 ¹¹	>1.0 x 10 ¹¹	>1.0 x 10 ¹¹
Wrist Strap System ANSI/ESD S1.1 – Figure 8	1.24 x 10 ⁶	1.27 x 10 ⁶	1.24 x 10 ⁶	1.20 x 10 ⁶	1.27 x 10 ⁶	1.36 x 10 ⁶

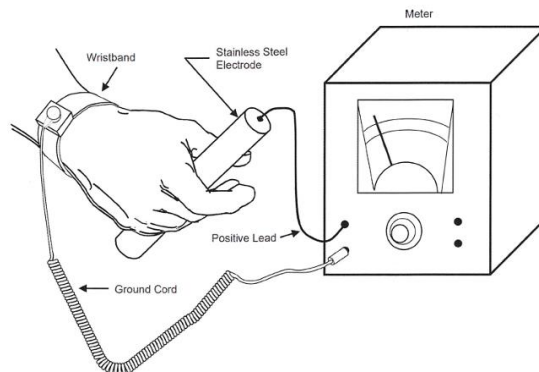
References:



ANSI/ESD S1.1 – Figure 2: Set-up for Wrist Strap Resistance Test



ANSI/ESD S1.1 – Figure 4: Set-up for Wristband Resistance Test



ANSI/ESD S1.1– Figure 8: Wrist Strap System Resistance Test