

Field Vac Commercial Vacuum Operation and Maintenance



Made in America

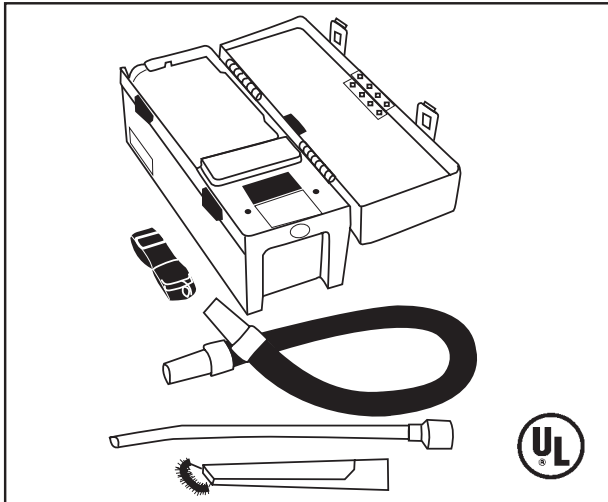


Figure 1: Menda® Field Vac, Item 35850

Description

The Menda Field Vac is a high performance, completely self contained, field service vacuum. Everything you need is contained in the rigid, lightweight, portable enclosure. This model has been specifically designed to work in and around sensitive electronic equipment such as copy and fax machines, telecom equipment, computers, printers, and larger pieces of production and assembly equipment. The standard 99.97% efficient @ 0.3 micron filter pack is 66% more efficient than other service vacuums with 0.9 micron filters. The standard filter will safely trap soot, pollens, drywall dust, black toner, and most color toner.

The Field Vac is quieter and safer for your ears. At 75 dB, it is 10-20% quieter than any other field service vacuum. The special flow-thru motor includes sound baffles to make this possible. Now you can work more effectively and productively without disturbing other people or risking damage to your hearing. The motor also has a thermal cutout built in, thereby eliminating overheating problems.

The Field Vac is safe for ESD sensitive electronics. The electronic line filter prevents EMI/RFI noise, and the utensils are static dissipative. The internal ground-wire in the flex-hose and enclosure virtually eliminate static charge generation from utensils. Any charge generated is safely dissipated back through the electrically grounded motor. The Menda® Field Vac meets UL and UL Canada certified safety standards.

Note: The Menda® Field Vac is designed for commercial use only.

Inspection

Remove the Field Vac from the shipping carton and inspect for damage.

Items included with model 35850

- 1 0.3 Micron Filter Cartridge
- 1 6' Flex-Hose (Toner Proof and Static Dissipative)
- 1 16" Goose Neck Attachment
- 1 Crevice Attachment
- 1 Crevice Attachment Brush
- 1 Shoulder Strap
- 1 Detachable Power Cord (110V Only)

Optional Accessories

- 35853 Replacement Filter Cartridge
- 35854 Replacement 99.97% efficient @ .3 micron HEPA Filter Cartridge

Note: Item 35853 is also a direct replacement for the following: 3M Vacuum 497AJM, Type 1 Filter ULTI-VAC Model 11737781

Operation

Release the two front latches on the front of the Field Vac and open the lid. Release the Velcro® strip on the inside lid and remove the hose and attachments. Remove the orange plug from the filter cartridge and store inside the unit.

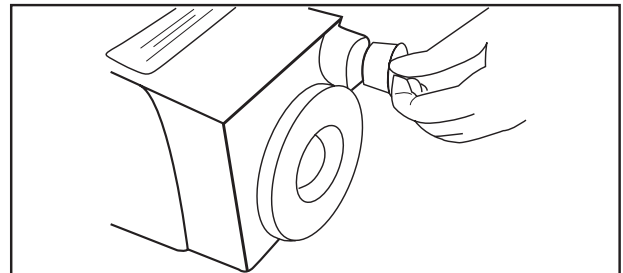


Figure 2: Filter cartridge and orange plug

Slide one end of the flex-hose into the front of the filter cartridge.

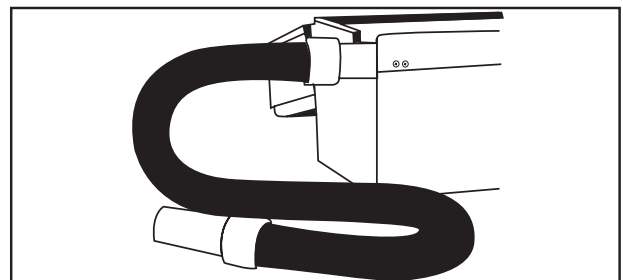


Figure 3: Flex-Hose

3651 Walnut Avenue, Chino, CA 91710

Phone: (909) 627-2453 • Fax (909) 755-8848 • Web Site: MendaPump.com

Install any of the other appropriate attachments to the other end of the hose. Close the lid and attach securely. Attach the shoulder strap if necessary.

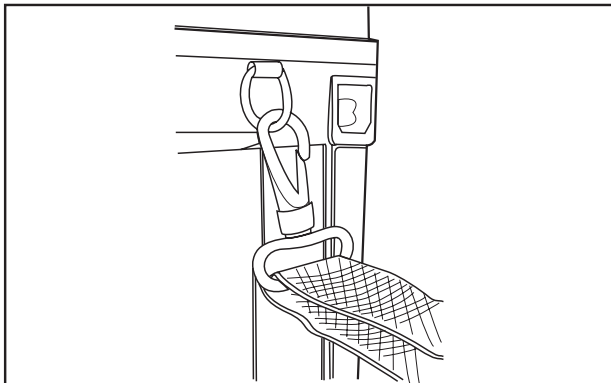


Figure 4: Shoulder strap attachment

Plug the female end of the power cord into the Field Vac. Plug the power cord into an electrical outlet that is properly grounded in accordance with all local codes and ordinances.

Filter Change-Out Instructions

Unplug the Field Vac from the electrical power. Release the two latches and open the lid. Remove the flex hose. Insert the orange plug into the exposed filter hole. Lift the filter cartridge out by placing fingertips under the lifting tabs located at the ends of the filter.

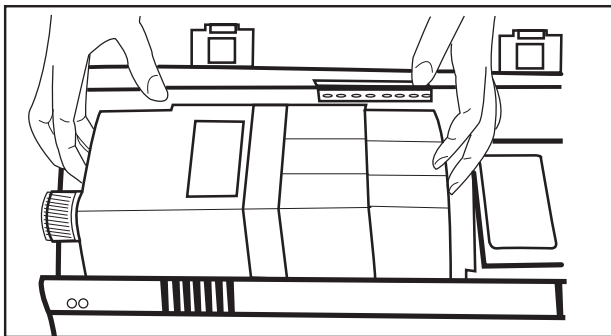


Figure 5: Lifting out the cartridge.

Dispose of the filter in an appropriate manner. Insert a new filter cartridge, close lid, and latch securely.

Transporting Instructions

Unplug the detachable power cord from the outlet and vacuum. Open the lid and retrieve the orange plug. Remove any attachments and the flex-hose and install the orange plug into the filter hole securely. Place the flex-hose and attachments in the lid and secure the inside lid with the Velcro® strip. Close the lid and latch securely.

Limited Warranty

Menda expressly warrants that for a period of one (1) year from the date of purchase, Menda Field Vacs will be free of defects in material (parts) and workmanship (labor). Within the warranty period, the product will be tested, repaired, or replaced at Menda's option, free of charge. Call our Customer Service Department at 909-627-2453 for a Return Material Authorization (RMA) and proper shipping instructions and address. Include a copy of your original packing slip, invoice, or other proof of purchase date. Any unit under warranty should be shipped prepaid to the Menda factory. Warranty repairs will take approximately two weeks.

If your unit is out of warranty, call Customer Service at 909-627-2453 for a Return Material Authorization (RMA) and proper shipping instructions and address. Menda will quote repair charges necessary to bring your unit up to factory standards.

Warranty Exclusions

THE FOREGOING EXPRESS WARRANTY IS MADE IN LIEU OF ALL OTHER PRODUCT WARRANTIES, EXPRESSED AND IMPLIED, INCLUDING MERCHANTABILITY AND FITNESS FOR A PARTICULAR PURPOSE WHICH ARE SPECIFICALLY DISCLAIMED. The express warranty will not apply to defects or damage due to accidents, neglect, misuse, alterations, operator error, or failure to properly maintain, clean or repair products.

Limit of Liability

In no event will Menda or any seller be responsible or liable for any injury, loss or damage, direct or consequential, arising out of the use of or the inability to use the product. Before using, users shall determine the suitability of the product for their intended use, and users assume all risk and liability whatsoever in connection therewith.

RoHS Compliance Statement

None of the following materials are intentionally added in manufacturing this product: lead, mercury, cadmium, hexavalent chromium, polybrominated biphenyls (PBB) or polybrominated diphenyl ethers (PBDE) as outlined in the Directive 2002/95/EC Article 4.1. See Desco Industries Inc. letter on-line at MendaPump.com.