

Auto Calibration Unit Operation and Maintenance



Made in America

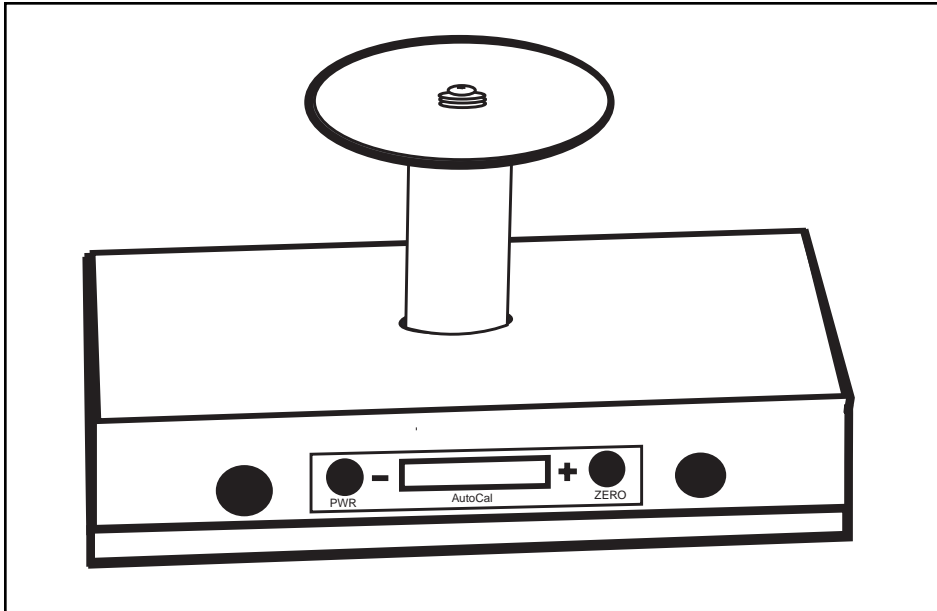


Figure 1. ESD Systems.com Auto Calibration Unit, Item #43469

Description

The ESD Systems.com 43469 Auto Calibration Unit instantly calibrates a CE Ionizer to NIST traceable specifications. By using the Auto Calibration Unit, one will minimize workstation down time because the ionizers will not have to be returned to the factory for calibration. The visual balance indicator displays the ionizer's balance level. The Auto Calibration Unit derives its power from the ionizer under test. This eliminates the need for batteries or power supplies. Just plug the 43469 into the ionizer and it is ready to use.

Initial Set-Up

Ionizers are factory set at 18" above the bench. If your ionizer is other than 18" above the bench, please follow these set-up instructions.

- Ionizer is mounted in actual use location.
- Place Charged Plate Analyzer alongside the Auto Calibration Unit.

- With the Auto Calibration Unit plugged in, make slight offset adjustments on bottom right of ionizer. This adjustment compensates for the mounting height of the ionizer and geometry of the workstation.
- After initial calibration with Charged Plate Analyzer, the ionizer can be recalibrated with only the Auto Calibration Unit.

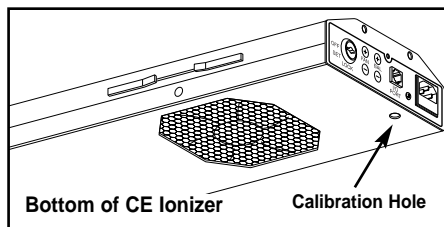


Figure 2. Initial set-up of CE Ionizer for calibration.

Operation

- Place the Auto Calibration Unit under the ionizer and center.
- Switch on power to the ionizer.
- Connect one end of the patch cord into the 43469 and the other end to the ionizer that is labeled I/O port.
- Insert probe or tool to zero the 43469.
- The Auto Calibration Unit will automatically calibrate the ionizer back to balance. Leave the 43469 connected to the ionizer for 40-60 seconds to allow the ionizer to stabilize.
- Unplug the Calibration Unit and return the ionizer to service.

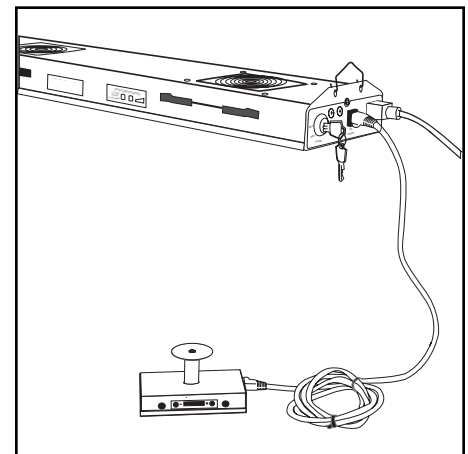
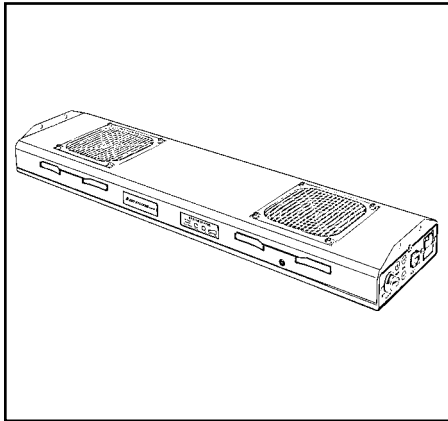


Figure 3. Operation of the Auto Calibration Unit

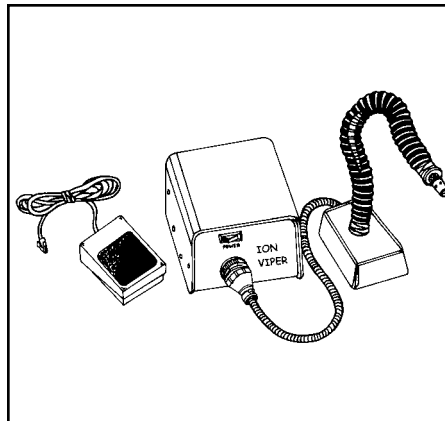
Other Ionization Products Available From ESD Systems.com

Critical Environment Ionizer (Item 43461)



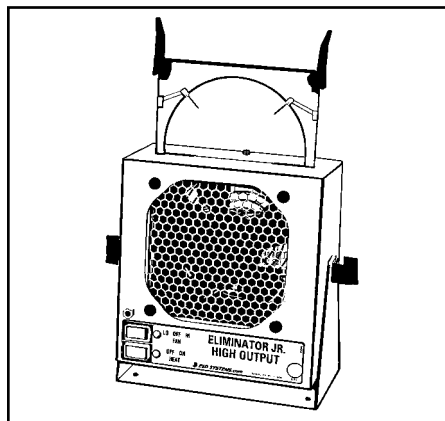
The ESD Systems.com Critical Environment Ionizer is a minimal contamination ionizer designed for use in cleanrooms. It facilitates rapid static charge neutralization of insulators via multiple high output fans. The patented emitter cassettes slide out easily for cleaning and replacement allowing for faster and better cleaning away from the workstation and away from your product. The Critical Environment Ionizer is available in both 24" (Item 43461) and 48" (Item 43462) widths. For more detailed information on this product, ask for Tech Brief PS-2084.

Ion Viper Air Nozzles (Item 43325)



The Ion Viper ionizer has been designed to be mounted at the workbench, and is controlled by a foot pedal. This allows the operator to keep both hands in operation by controlling the ionization process by foot. This unit incorporates a filter at the point of ionization so that moisture and oil will not contaminate the ionizer. The unit can also be used with a photo-electric sensor to actuate the ionizer. For detailed information on this product ask for Tech Brief PS-2069.

Eliminator Jr. H/O Personal Ionizer (Item 43161)



The Eliminator Jr. H/O is a self-contained, auto-balancing bench top ionizer which features replaceable emitter cassettes. The state of the art

auto-balancing design ensures that ion output remains balanced, despite variations in the voltage, speed and the condition of the emitter points. The Jr.'s compact and lightweight design makes the unit highly portable and takes up minimum bench space. This unit is ideally suited for field service technicians or any other application where mobility is a requirement. For detailed information ask for Tech Brief PS-2092.

Limited Warranty

ESD Systems.com expressly warrants that for a period of one (1) year from the date of purchase, our Auto Calibration Units will be free of defects in material (parts) and workmanship (labor). Within the warranty period, a unit will be tested, repaired or replaced at our option, free of charge. Call Customer Service at 508-485-7390 for a Return Material Authorization (RMA) and proper shipping instructions and address. Include a copy of your original packing slip, invoice, or other proof of purchase date. Any unit under warranty should be shipped prepaid to our factory. Warranty repairs will take approximately two weeks.

If your unit is out of warranty, ESD Systems.com will quote repair charges necessary to bring your unit up to factory standards. Call Customer Service at 508-485-7390 for a Return Material Authorization (RMA) proper shipping instructions and address. Ship your unit prepaid.

Warranty Exclusions

THE FOREGOING EXPRESS WARRANTY IS MADE IN LIEU OF ALL OTHER PRODUCT WARRANTIES, EXPRESSED AND IMPLIED, INCLUDING MERCHANTABILITY AND FITNESS FOR A PARTICULAR PURPOSE WHICH ARE SPECIFICALLY DISCLAIMED. The express warranty will not apply to defects or damage due to accidents, neglect, misuse, alterations, operator error, or failure to properly maintain, clean or repair products.

Limit of Liability

In no event will ESD Systems.com or any seller be responsible or liable for any injury, loss or damage, direct or consequential, arising out of the use of or the inability to use the product. Before using, users shall determine the suitability of the product for their intended use, and users assume all risk and liability whatsoever in connection therewith.



Visit our online
library of Tech Briefs:
<http://www.esdsystems.com>

ESD SYSTEMS.com

432 NORTHBORO ROAD CENTRAL
MARLBORO, MA 01752-3170
PHONE (508) 485-7390
FAX (508) 480-0257