



Field Work Kits Operation, Installation and Maintenance

Description

Charleswater offers a complete line of field work kits for the electronics field service technician as a simple and effective means of creating a portable static control environment. Featuring a common point ground system for grounding static control devices, these field work kits are manufactured from antistatic materials that prevent charge generation. When properly grounded, the Field Work Kit mat will remove the charge from conductive objects when they are placed on the surface.




Figure 1. Proper use of a Field Work Kit for ESD control.

General Guidelines

The discharge of static electricity can damage many of the electronic components used in a variety of equipment. Electrostatic discharge (ESD) has been a frequent source of field service failures. Many firms are aware of the threat of ESD in the manufacturing environment and have adopted ESD control programs to control static electricity. When working in field environments, similar precautions must be taken since sensitive components can be damaged by ESD at any time - particularly when boards are being handled. To ensure safe and proper operation from ESD control devices, pay attention to the following guidelines:

1. For proper and safe grounding, the ESD ground must be tied directly to and at the same potential as the "equipment" or "green wire" ground.
2. If power is to be used at an ESD protected area, ground fault circuit interrupters (GFCIs) are recommended.
3. All electrical circuits at an ESD protected area, especially those used as the tie-in point to the utility ground, should be verified for proper wiring configuration.

Specifications

FIELD WORK KIT WITH POUCH - ITEM NO. 80720

This kit features a canvas carrying pouch and a red 18 mil dissipative mat. The mat has one female grounding snap and a stitched seam around the edge. A common-point ground cord is supplied to ground the work mat and offers two directly grounded banana jack receptacles for wrist strap connections as well as a combination banana plug/alligator clip termination. For detailed specifications ask for drawing 80720.E.

RTT = $10^6 - 10^7$ Ohms

- 1 450 mm x 560 mm vinyl mat - with one groundable point snap
- 1 Common point grounding cord with clip
- 1 Adjustable wrist strap with 180 cm cord

Operation (all models)

1. Remove all unnecessary items from work area. Paper, tape, styrofoam cups and clothing can tribocharge, creating potentially damaging static electricity. Being insulators, static charges on these items will NOT be drained away even when placed on grounded field service surface.
2. Unfold the field work kit in a convenient location and verify that the ground cord is firmly connected to the worksurface groundable point snap.

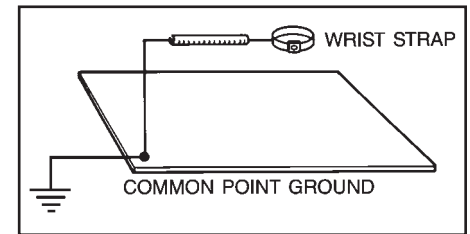


Figure 2. Common point ground connection

3. If using a wrist strap, first attach the wrist strap cord to the groundable point snap on the worksurface. If the worksurface has more than one groundable point snap be sure to make contact to the same point used in Step 2. Connections should be made as shown in Figure 2.

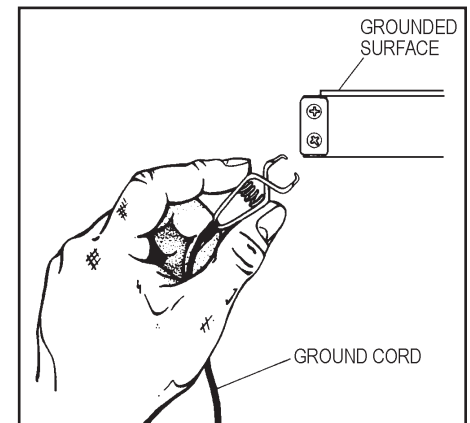


Figure 3. Connecting ground point

4. Place the wrist strap over your wrist and adjust so that it is snug.
5. Attach the grounding clip to a reliable ground point. See Figure 3.
6. You are now safely grounded and may begin work. When handling ESD sensitive devices, be sure that all grounding connections are maintained. Additionally, be sure to use static shielding packaging for transporting ESD sensitive boards.

Maintenance

For optimum electrical performance, surfaces should be cleaned regularly with a mild detergent and water solution or an antistatic cleaner. Charleswater recommends Reztore™ Antistatic Surface & Mat Cleaner, item no. 71021 or Static-Wipes, item no. 71050. DO NOT USE CLEANERS WITH SILICONE – they will build up an insulative coating on the surface which will prevent the static control properties of the material from working.

The following information is available from Charleswater:

PPE-5001.E	Wrist Straps, Grounding, Testing, Maintenance
PPE-5024.E	Safe Grounding of Static Controlled Workstations

Limited Warranty

Charleswater expressly warrants that for a period of one (1) year from the date of purchase, our Field Work Kits will be free of defects in material (parts) and workmanship (labour). Within the warranty period, a unit will be tested, repaired or replaced at Charleswater's option, free of charge. Call Customer Service at 00 44 (0) 1892-665313 for a Return Material Authorisation (RMA) and proper shipping instructions and address. You should include a copy of your original packing slip, invoice, or other proof of date of purchase. Any unit under warranty should be shipped prepaid to the Charleswater factory. Warranty replacements will take approximately two weeks.

If your unit is out of warranty, Charleswater will quote repair charges necessary to bring your unit to factory standards. Call Customer Service at 00 44 (0) 1892-665313 for a Return Material Authorisation (RMA) for proper shipping instructions and address.

Warranty Exclusions

THE FOREGOING EXPRESS WARRANTY IS MADE IN LIEU OF ALL OTHER PRODUCT WARRANTIES, EXPRESSED AND IMPLIED, INCLUDING MERCHANTABILITY AND FITNESS FOR A PARTICULAR PURPOSE WHICH ARE SPECIFICALLY DISCLAIMED. The express warranty will not apply to defects or damage due to accidents, neglect, misuse, alterations, operator error, or failure to properly maintain, clean or repair products.

Limit of Liability

In no event will Charleswater or any seller be responsible or liable for any injury, loss or damage, direct or consequential, arising out of the use of or the inability to use the product. Before using, users shall determine the suitability of the product for their intended use, and users assume all risk and liability whatsoever in connection therewith.